

Distributed by


BIOMEDICA
www.bmgrp.eu


ScanStation

Real-time incubator and colony counter

The real-time revolution!



interscience

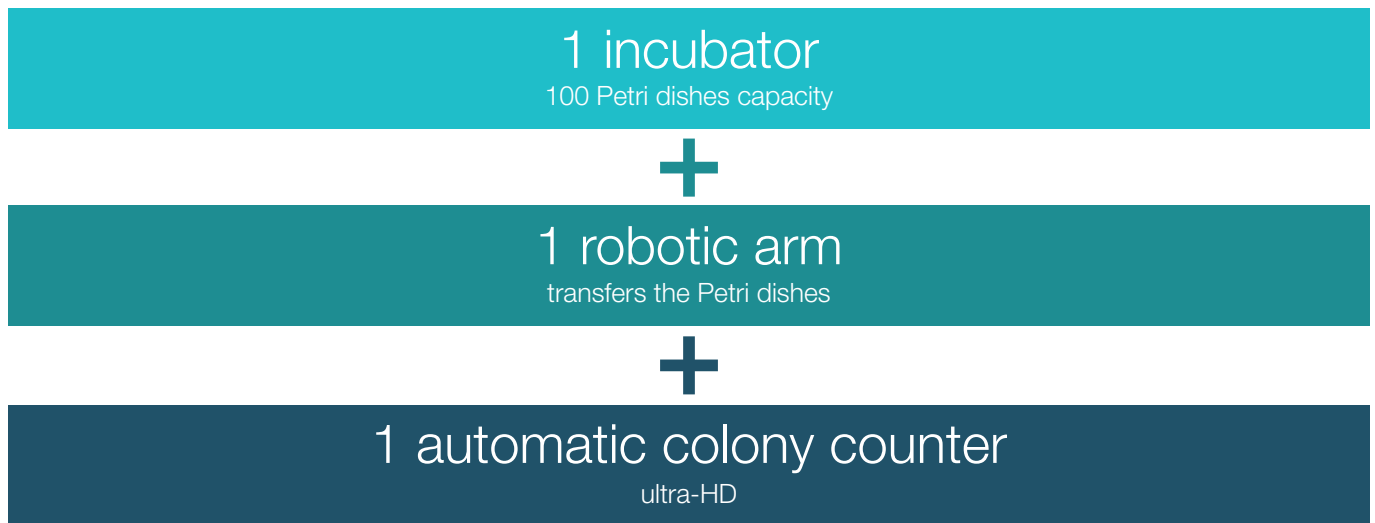


interscience

- Over 35 years of microbiology expertise
- World leader in automatic colony counters
- Made in France in our R&D center & manufacturing plant



ScanStation® in brief:



ScanStation® is a real-time incubator and colony counting station centralizing **incubation, detection** and **counting of 100 Petri dishes** simultaneously.

Principle

100 Petri dishes are counted every 30 minutes throughout the process. **Colonies are detected & counted as soon as they appear.**



Results



Results in 1/3 of the time of a traditional analysis: **8 h instead of 24 h.**

100 Petri dishes are processed simultaneously: colony counting is done automatically during incubation.

Colonies are detected before clustering or covering can occur, and are differentiated from **writings and debris.**

PATENTS PENDING

A revolution

Rotating Petri carousel

Record-breaking capacity
of 100 Petri dishes (ø 90 mm)

Insulated panoramic window

Easy process monitoring

Thermoregulated incubator

Peltier module ± 1 °C
refrigerated incubator
No compressor

Storage unit

For computer, UPS, accessories

Easy installation

Simply plug in the 100-240V~
power cord.




nary design



High speed robotic arm

Automated plate handling
from incubation to counting



Real-time bacterial growth

Touch screen with real-time video
of the process
24/7 operation

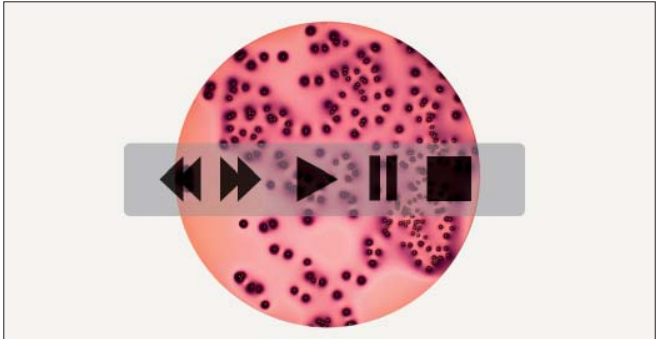
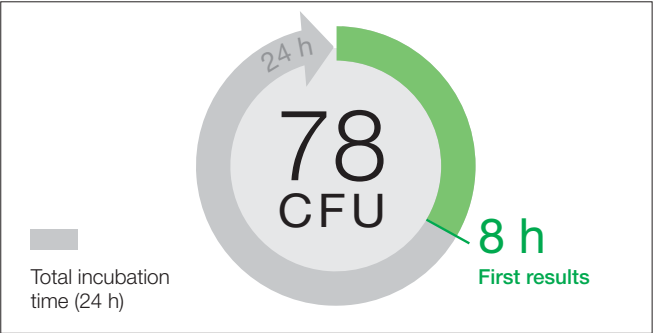
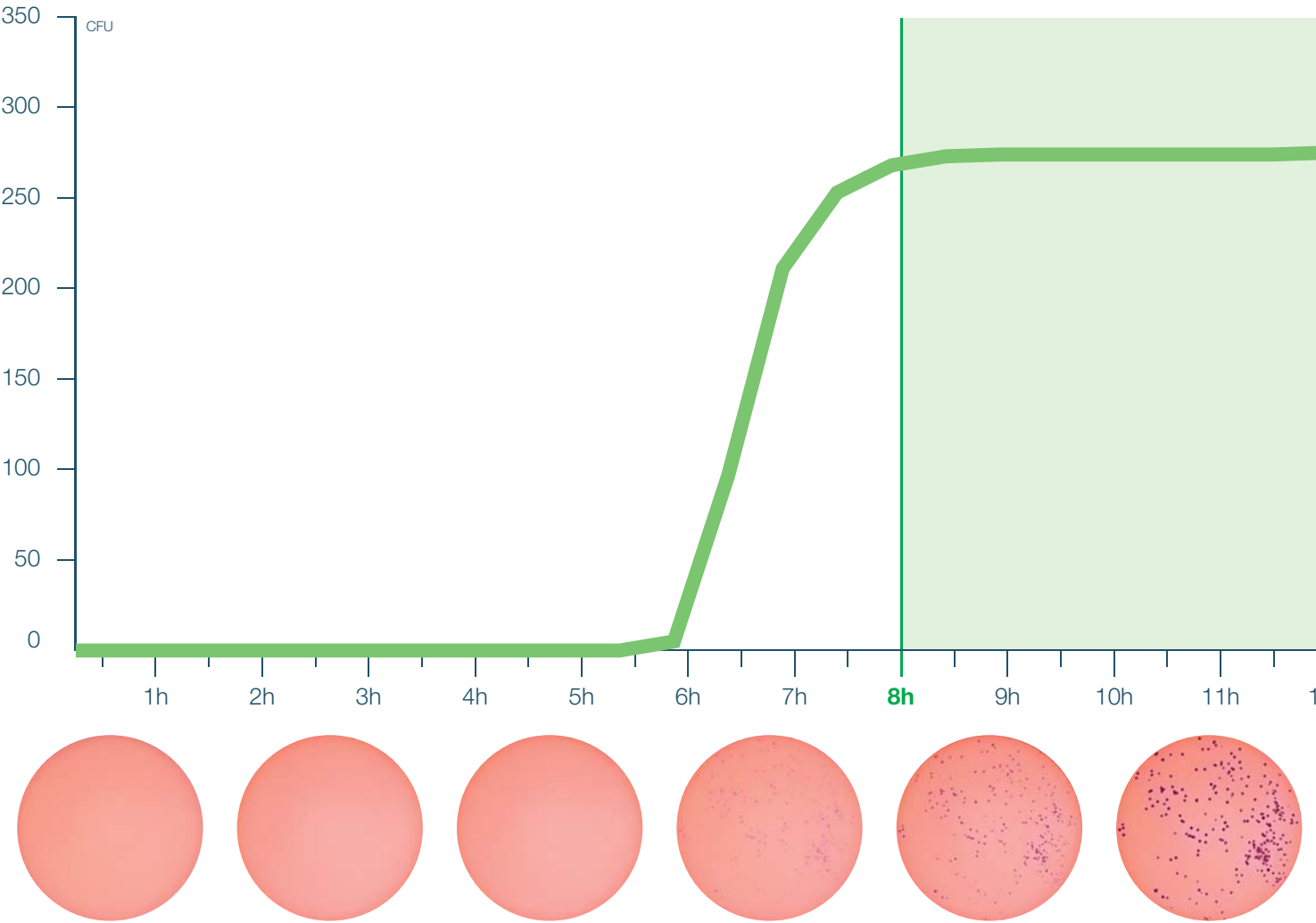
Ultra-HD camera

Reflection free LED lighting
5 megapixel CCD sensor

Pressure-sensitive gripper

Automatically adapts to right-side up
or upside down Petri dishes.
No settings

Real-time bacterial growth



Anticipated results

Automation of colony counting during incubation saves time and allows earlier release of production batches.

Real-time control

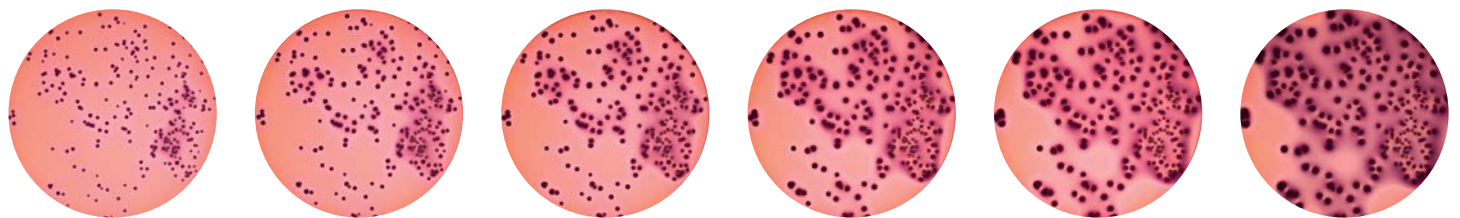
Discover bacterial growth hour by hour and see the video during and after incubation with zoom, pause and replay features...

Anticipated results with ScanStation

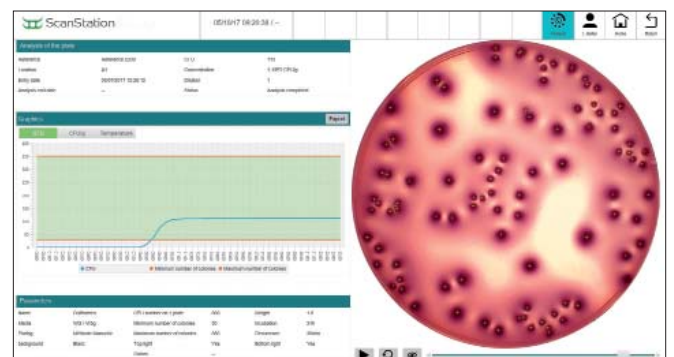
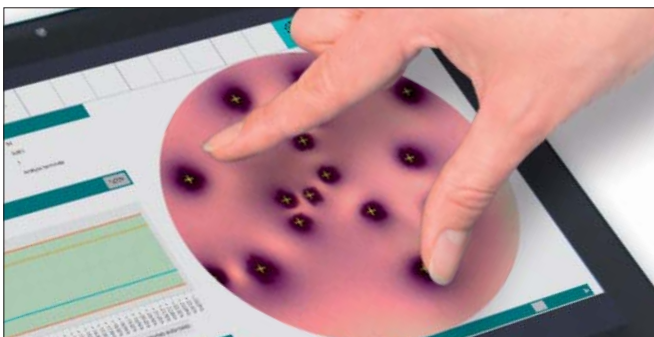
Traditional method results

Incubation time

2h 13h 14h 15h 16h 17h 18h 19h 20h 21h 22h 23h 24h



Coliforms on VRBL agar incubated at 37 °C



Zoom

Zoom directly on the image to check the state of the colonies and closely study their development.

Full traceability

Data is archived and available throughout incubation up to final validation of the results.

Innovative features

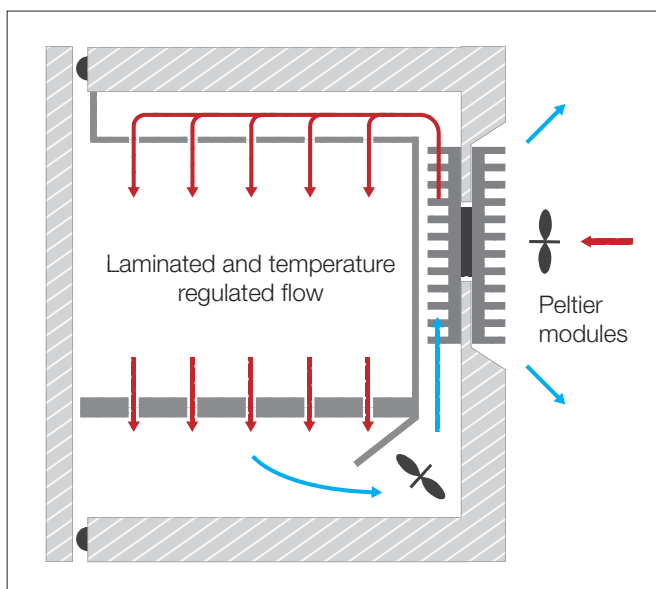


Robotic architecture

The incubator includes a robotic architecture with a 100 Petri dishes carousel, an ultra rigid robotic arm for more accuracy and durability and an ultra-HD automatic colony counter.

Pressure-sensitive gripper

This high precision gripper fits to the Petri dishes rightside up or upside down, grabs them from the carousel and moves them to the image capture zone every 30 minutes.



Incubator with Peltier effect

Peltier modules allow a temperature regulation of $\pm 1\text{ }^{\circ}\text{C}$, low energy consumption, no fluid nor compressor.

PATENTS PENDING



Ultra HD image

With white LED lighting and 5 million pixels, the ultra HD camera enables accurate counting and detection of the colonies from their early development.

Touch screen interface

Makes it easier to navigate through the software and gives real-time access to the Petri dish data.



Multi-batch

The loading of Petri dishes can be done at the beginning or during the incubation.

Petri dish batches can be added at any point during the process.

Ground-breaking benefits

3x

Sooner

Colonies are detected as the incubation starts, at an early stage of their development. Results are accurately estimated 3 times earlier than a traditional process and then validated at the end of the process. The full process is video-recorded.

This allows anticipated results and a faster production workflow.



Faster

ScanStation® is the first equipment that centralizes incubation and real time colony counting. Automation of the routine steps of the analyses, with automatic colony counting, allows reproducible and reliable results.


Data, including film and results, are archived and available anytime.



Accurate

Providing images of the colonies at an early stage makes the process much more accurate than the traditional method. **Colonies are video recorded and counted before being covered or clustered,** and debris, writing are ignored.

You can check, zoom, control and see the development of a colony anytime.



Non-proprietary consumables: keep your agar

ScanStation® is compatible with your analysis methods and agar. It integrates perfectly in a classic analysis workflow. **It's more efficient, without changing your habits!**

Technical specifications

		ScanStation®
Reference		439 100
OVERVIEW	Capacity	100 Petri dishes
	Reading time in between each dish	30 mn
	Petri dish size	Ø 90 mm right-side up or upside down
	Type of plating accepted	Pour plate, surface
	Loading	Single or multi-batch
	Camera resolution	5 megapixels
	Interface	23 inch touch screen
	Software	ScanStation® software
	Data export	Excel™
	Video player	Play, zoom, pause, replay, during and after incubation
Included computer system		PC Windows 10 desktop with Intel i7 processor
THERMAL SPECIFICATIONS	Incubation temperature	From 10 °C to 45 °C
	Accuracy of incubation temperature	± 1 °C in 9 points of the incubator
	Recording of the temperature	Every minute
	Heating and cooling technology	Peltier modules, compressor free
	External temperature	From 18°C to 25°C
	Max external humidity temperature	70 %
SPECIFICATIONS	Max incubation time	10 days
	LED internal light	✓
	Electronic locking door	✓
	Pressure sensitive gripper	✓
	Extra rigid mass aluminum plateform	✓
1 year warranty	✓	
WEIGHT AND DIMENSIONS	External dimensions (w x d x h)	136 x 83 x 91 cm
	External dimensions (handles dismantled - w x d x h)	136 x 78.9 x 91 cm
	Height of the storage unit	67 cm
	Total height with storage unit	151 cm
	Weight of the ScanStation®	287 kg
	Weight of the storage furniture	59 kg
	Power	100-240V~ 50-60 Hz
	Max power	2000 watts

Demos and training welcome: please contact us!

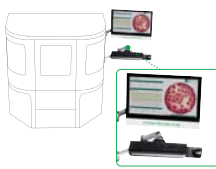

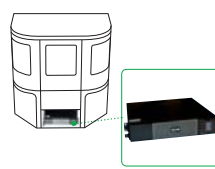
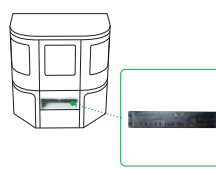
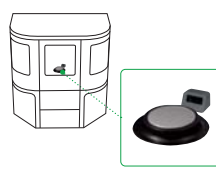
Delivered with: computer with preset software, keyboard and mouse, user's manual.

Certified production



Product made for INTERSCIENCE by Interlab, an ISO 9001 certified company.

Accessories

 <p>Stand for screen and keyboard For great ergonomics Ref 439 110</p>	 <p>Storage furniture Storage of the computer and accessories Ref 439 120</p>	 <p>Uninterrupted power supply In case of power cut Ref 439 140</p>	 <p>Server Increases performance and data storage Ref 439 150</p>	 <p>Code reader Bar-code reader (1D) and datamatrix reader (2D) Ref 439 170</p>
---	--	--	---	--



**INNOVATION
AWARD WINNER**
(Productivity / R.O.I category)
FORUM LABO exhibition 2017



**GENERAL PUBLIC
AWARD WINNER**
FORUM LABO exhibition 2017



**DESIGN OBSERVER
LABEL**



**INNOVATIVE COMPANIES
AWARD WINNER**
CCI / La Montagne 2017



ScanStation® 100



ScanStation® 200



ScanStation® 300

Available soon...

Your distributor

Distributed by



www.interscience.com

interscience

30, chemin du Bois des Arpents - 78860 St Nom - FRANCE
T: +33 (0)1 34 62 62 61 - F: +33 (0)1 34 62 43 03 - Email: info@interscience.com

interscience USA & CANADA

32 Cummings Park - Woburn, MA 01801 - USA
P: +1 781 937 0007 - F: +1 781 937 0017 - Email: sales.usa@interscience.com

interscience CHINA

上海市徐汇区吴兴路277号锦都大厦588室 - 200030
电话: +86 (0)21-64739390 - +86 189 3097 0733 - 邮址: sales.china@interscience.com

interscience SOUTH-EAST ASIA

The Centropod, 80 Changi Rd - 05-07 Singapore 419715
T: +65 6909 0825 - M: +65 8118 5178 - E-mail: sales.asia@interscience.com